



Securing entrance doors in nurseries

ASSA ABLOY

Experience a safer
and more open world

The situation

Lock children inside or leave the door open?

Nurseries must ensure that children do not leave their building unnoticed...



The following requirements are set out for main entrance doors to nurseries and day-care centers:

- Parents are able to open the door during drop-off and pick-up times, but it is always closed for children on the inside.
- Adults can open the door easily from the inside at any time.
- In the event of an emergency, such as a fire or another panic situation, everybody can use the door to escape.

In addition to these functions, mandatory building codes for electrical locking devices on doors along escape routes must also be fulfilled. effeff offers a tested and certified escape door locking system for such cases.

The solution

Greater security for nurseries

...at the same time, escape routes to the outside must also be free in the event of an emergency.



Nursery staff understand that children need a safe environment for their personal development.

Our experience – your benefit

From standard systems to individual solutions

effeff provides different solutions to secure nurseries which meet operators’ requirements and adapts to the respective building structure:

- FTT013** Escape door locking device for nursery schools with electric strike
- FTT017** Escape door locking device for nursery schools with MEDIATOR® panic lock and authorized access via access control system

You will find other system solutions in our escape route technology catalog.

Performance characteristics	FTT013	FTT017
Locking device in direction of escape	•	•
Authorized access from the inside using a release button at a height of around 1.80 cm	•	•
Monitoring of door release interval	•	•
Automatic release via fire alarm system possible	•	•
Blocking of the door possible when the burglar alarm system is activated	•	•
Burglary protection (locking of the door)	Manual	Automatically secured
Access control system and contactless ID carrier to prevent unauthorized access		•



We assist you with words and deeds!

Do you have any technical questions or do you need help with planning and system implementation in your building?

If you need technical advice, we will provide you with support from professionals who will help you with all technical issues. Of course, we can also put you in contact with specialists for detailed questions on technical projects or key accounts.

Technical support hotline +49 7431 123-381

Innovative and safe: components installed on the nursery school door


The ASSA ABLOY security door closer, the retrofit escape route locking system for nursery schools

The ASSA ABLOY security door closer for installation on the non-hinge side is a retrofit escape route locking system solution for outwards opening facade doors, for example. It comprises a guide rail door closer according to DIN EN 1154 with an extended mounting plate and extended guide rail. The escape door electric strike model 332 is mounted in the extended guide rail, the latch bolt lock 807 is mounted on the extended door closer mounting plate.

This means that there are not two different components (door closer and locking element) visible as on conventional surface-mounted escape route locking systems.

The ASSA ABLOY security door closer is visually appealing thanks to the end-to-end cover.

*The security door closer makes retrofitting on an existing door easy.
(according to EN1154, supplement sheet 1).
No additional drilling needed.*



Especially in nursery schools, using Planet's finger protection is recommended.
More information:
www.planet.ag


ASSA ABLOY



The ASSA ABLOY security door closer is secure, easy to install and offers several adjustment options to compensate installation tolerances.

It also has another distinct advantage compared with conventional solutions like electric holding magnets or other surface-mounted escape route locking systems: There are no significant clearance height restrictions.

FTT013

Escape door locking device for nursery schools with electric strike

System overview:

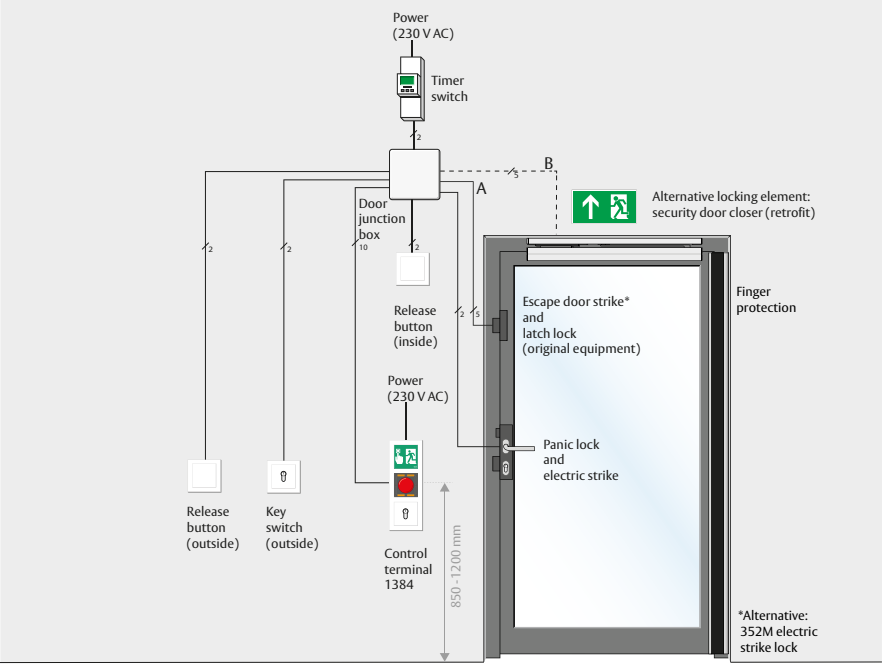


Fig. shows stand-alone model in FT Basic version

Function:

Security in direction of escape

For securing doors the door is additionally blocked by an electric locking component (escape door strike/security door closer). The locking component is powered and controlled via the escape door control terminal. The door can be released at any time using the emergency button, even by children. An audible and optical alarm is also triggered at the same time. After the alarm interval has elapsed, a continual guidance signal is emitted to make it easier to find the exit if there is thick smoke, for example.

Authorized access

The door is authorized for use from the inside using a release button, which is installed at a height of about 1.80 m and therefore cannot be reached by children. A release button which disengages the escape door locking device while unlocking the door strike in the main door at the same time is also installed to gain authorized entry from the outside. This button is activated by a timer switch during drop-off and pick-up times only. Outside these hours, entry can be gained using the outside key switch.

Monitoring of the door release interval

The time that the door is open is monitored when it is released temporarily using a button or key switch. A reminder signal (pre-alarm) is emitted once the permitted interval is exceeded. If this signal is ignored,

the door alarm will sound and remain active until the alarm is reset. This prevents the door from being open for a long period of time and ensures that children are not able to leave the premises unnoticed. The time intervals for temporary release, pre-alarm and door alarm can be set as required. If the door is closed again before the temporary release interval comes to an end, it is then automatically re-locked or secured.

Connection with fire alarm system or burglar alarm system

Several inputs and outputs are available for connecting a fire alarm system in the FT Plus version. If the fire alarm system is activated, the escape door locking device is released in emergency mode and an alarm sounds. The alarm is automatically switched off and the door is locked again by resetting the fire alarm system. If the burglar alarm is set off, the escape door locking device is secured and all local release mechanisms, such as buttons and access control units, are deactivated. The emergency button function, however, remains active at all times. It is also possible to retransmit the escape door locking device system status – ‘locked’ or ‘unlocked’ – via a relay output.

FTT013

Escape door locking device for nursery schools
with electric strike

System components/variations

FT plus systems offer more inputs and outputs compared to FT basic and can be parameterized using the FT Manager software.

The ASSA ABLOY security door closer is particularly suited for retrofitting on existing doors. This removes the need for time-consuming reworking when integrating the escape door strike in the door element.

Performance characteristics	STAND-ALONE	
	FT Basis	FT Plus
Control inputs (e.g. fire alarm system, burglar alarm system etc.)	BMA	9x
Relay outputs (e.g. alarm or system status)	None	2x
Locking elements	Max. 2 x EDS	Max. 2 x EDS
Parameterization by FT Manager software		Yes

System components	STAND-ALONE	
	FT Basis	FT Plus
Control terminal 1384G23P (with power supply unit)	X	
Control terminal 1385-11 (without power supply unit, networked /TS-BUS)		X
I/O module 901-20		X
External power supply unit 1003-24-1.25		X
Escape door strike 332.80 (24V) (Variante A)	X	X
Latch lock 807	X	X
*Escape strike lock 352M with counterpart (no latch lock required) (Alternative to the escape door strike 332.80)	•	•
Internal release button 1011-----20	X	X
External release button external 1012-----20	X	X
Alternative specially for retrofitting		
Security door closer DC700G-FT BGS (24 V) (Variante B)	•	•
Mounting plate DCFA08 or DCFA09 (according to the door situation)	•	•
Electric strike 11805 (24V) Spulenvariante	X	X
External key switch 1140-1X	X	X
Timer switch (weekly schedule)	X	X
Finger protection FSR6000/7000	X	X
ASSA ABLOY solution code	FTT013SB1	FTT013SE1

x = required system components, • = can be used as an alternative, EDS = escape door strike, HM = holding magnet

Planning documents

We are happy to provide assistance. Please indicate the corresponding ASSA ABLOY solution code, so that we can help you.

FTT017

Escape door locking device for nursery schools with MEDIATOR® panic lock and authorized access via access control system

System overview:

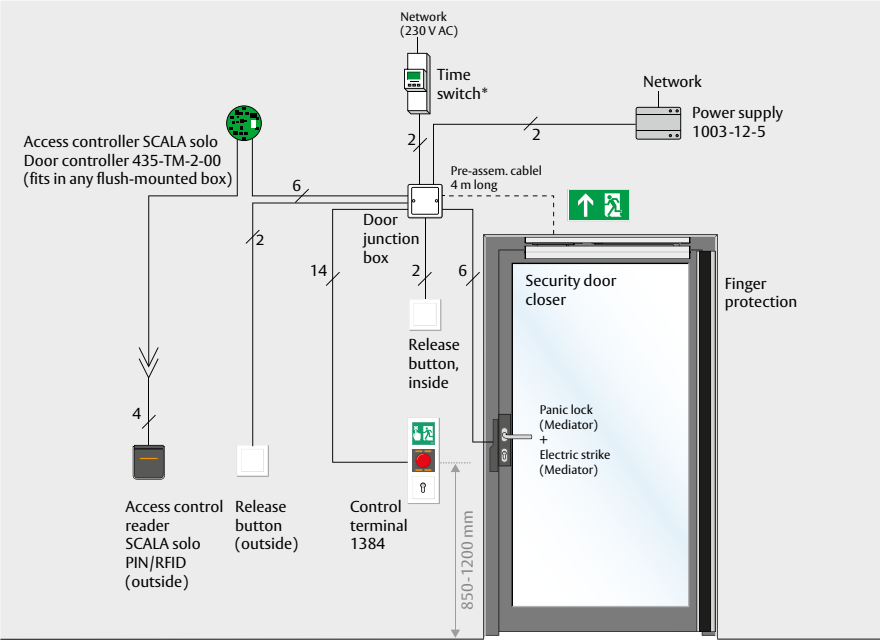


Fig. shows
stand-alone model in
in FT Plus version

Function:

Security in direction of escape

For securing doors the door is additionally blocked by an electric locking component (escape door strike/security door closer). The locking component is powered and controlled via the escape door control terminal. The door can be released at any time using the emergency button, even by children. An audible and optical alarm is also triggered at the same time. After the alarm interval has elapsed, a continual guidance signal is emitted to make it easier to find the exit if there is thick smoke, for example.

Authorized access

The door is authorized for use from the inside using a release button, which is installed at a height of about 1.80 m and therefore cannot be reached by children. A release button which disengages the escape door locking device while unlocking the door strike in the main door at the same time is also installed to gain authorized entry from the outside. This button is activated by a timer switch during drop-off and pick-up times only. An electric access control system (card reader/PIN), which releases the escape door locking device while unlocking the panic lock at the same time, is installed to gain authorized entry (personnel) from the outside.

Burglary protection and panic function

The exit device offers burglary protection and controlled access from the outside. The lock is released using a special electric strike (MEDIATOR®). The door can be used in the direction of escape at any time using the lock's panic function. When the door is closed, the bolt extends again automatically (self-locking).

Monitoring of door release interval

The time that the door is open is monitored when it is released temporarily using a button or card reader. A reminder signal (pre-alarm) is emitted once the permitted interval is exceeded. If this signal is ignored, the door alarm will sound and remain active until the alarm is reset. This prevents the door from being open for a long period of time and ensures that children are not able to leave the premises unnoticed.

The time intervals for temporary release, pre-alarm and door alarm can be set as required. If the door is closed again before the temporary release interval comes to an end, it is then automatically re-locked or secured.

Connection with fire alarm system or burglar alarm system

Several inputs and outputs are available for connecting a fire alarm system in the FT Plus version. If the fire alarm system is activated, the escape door locking device is released in emergency mode and an alarm sounds. The alarm is automatically switched off and the door is locked again by resetting the fire alarm system. If the burglar alarm is set off, the escape door locking device is locked and all local release mechanisms, such as buttons and access control units, are deactivated. The emergency button function, however, remains active at all times.

It is also possible to retransmit the escape door locking device system status - 'locked' or 'unlocked' - via a relay output.

FTT017

Escape door locking device for nursery schools with MEDIATOR® panic lock and authorized access via access control system

System components/variations

FT plus systems offer more inputs and outputs compared to FT basic and can be parameterized using the FT Manager software

The ASSA ABLOY security door closer is particularly suited for retrofitting on existing doors. This removes the need for time-consuming reworking when integrating the escape door strike in the door element.

Performance characteristics	STAND-ALONE	
	FT Basis	FT Plus
Control inputs (e.g. fire alarm system, access control etc)	BMA	9 x
Relay outputs (e.g. alarm or system status)	None	2 x
Parameterization by FT Manager software		Yes
MEDIATOR® available as a mechanical multi-point lock	Yes	Yes
Max. no. of persons to be managed	99	99

System components	STAND-ALONE	
	FT Basis	FT Plus
Control terminal 1384-11 (without power supply unit)	X	
Control terminal 1385-11 (without power supply unit)		X
I/O module 901-20		X
Power supply unit 1003-12-5	X	X
Security door closer DC700G-FT BGS (12 V)	X	X
Mounting plate DCFA08 or DCFA09 (according to the door situation)	•	•
MEDIATOR® lock 609	X	X
MEDIATOR® 65 (12V) electric strike (12V)	X	X
MEDIATOR® 65 (12V) electric strike	X	X
Fitting in compliance with EN 1125 (panic bar)	•	•
Internal release button internal 1011-----20	X	X
External release button external 1012-----20	X	X
Timer switch (weekly schedule)	X	X
SCALA solo set 435S1121--1--00	X	X
Identification card MIFARE DESFIRE 435-8-1-MD41200	X	X
Key tag MIFARE DESFIRE MIFARE DESFIRE 435-8-2-MD4	•	•
Finger protection FSR6000/7000	X	X
ASSA ABLOY solution code	FTT017SB1	FTT017SE1

x = required system components, • = can be used as an alternative, EDS = escape door strike, HM = holding magnet

Planning documents

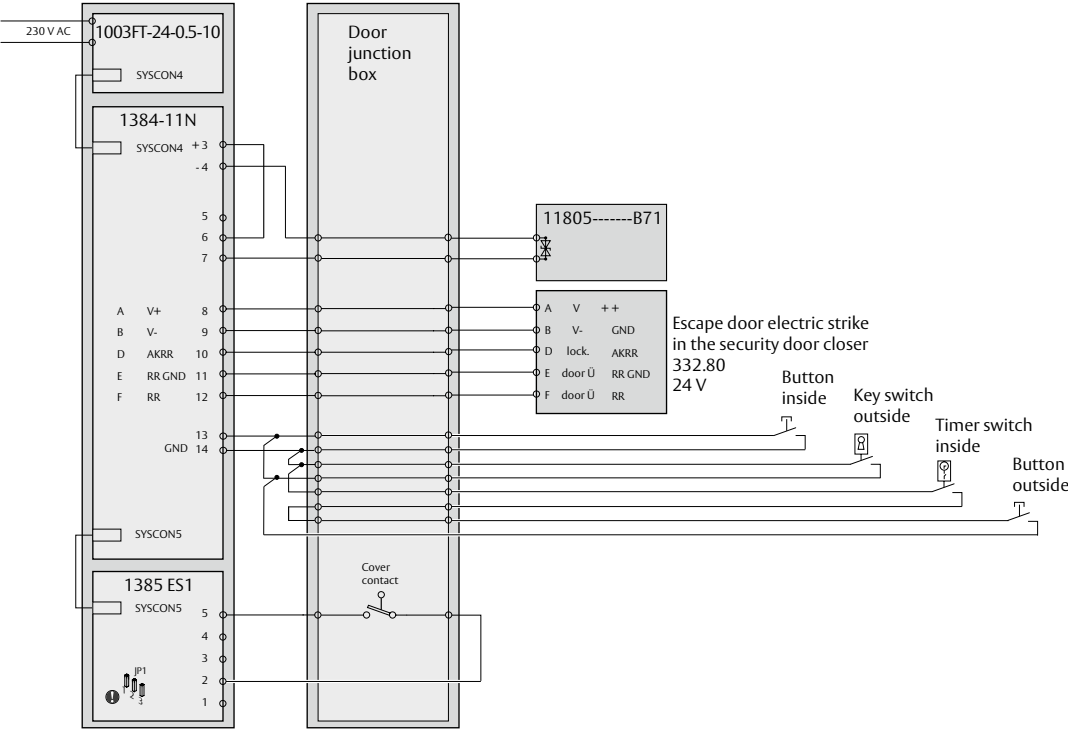
We are happy to provide assistance. Please indicate the corresponding ASSA ABLOY solution code, so that we can help you.

FTT013

Escape door locking device for nursery schools with electric strike in the FT Basis version

We have provided a connection plan for the system (see p. 6-7) here to make planning and installation easier for you to visualize.

Possible profile: Profile 0

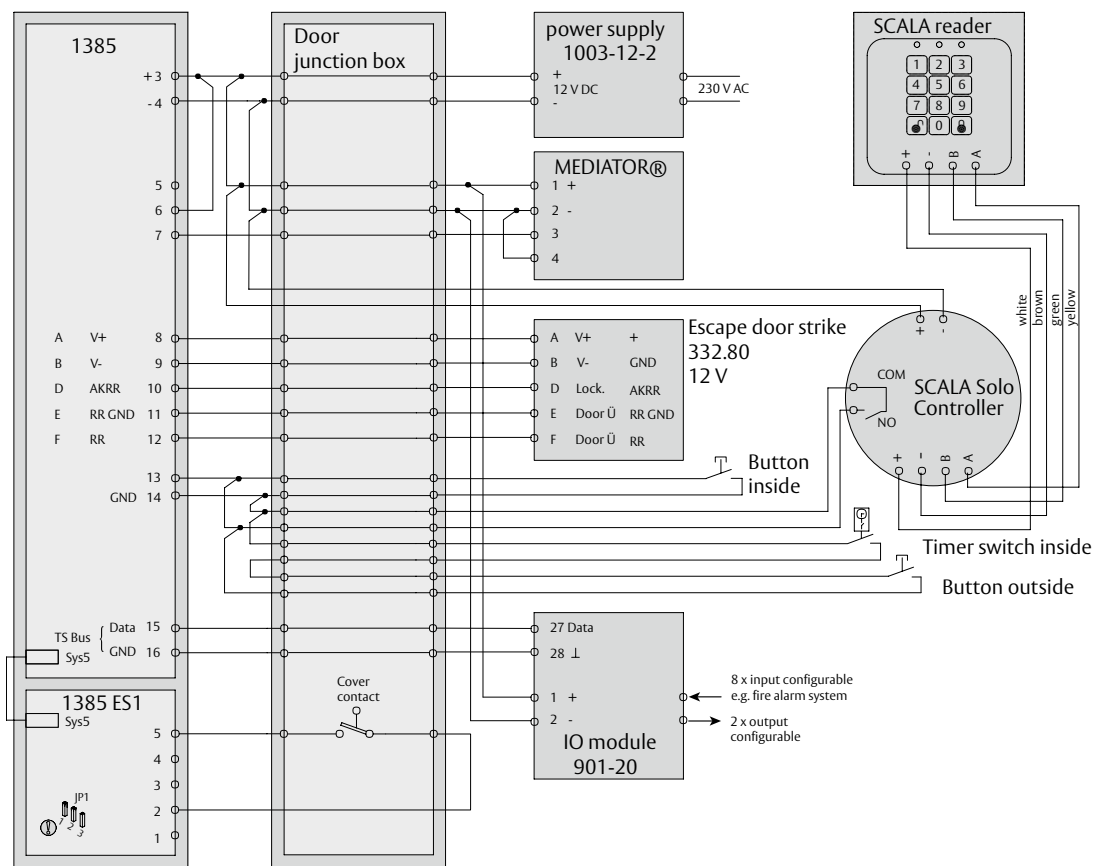


Escape door locking device for nursery schools with MEDIATOR® panic lock and authorized access via access control system in the FT Plus version

The connection diagram for the system (see page 8 – 9) is designed to make planning and installation easier.

Our support team will be happy to help you with any further questions you may have.

Possible profile: Profile 0



The ASSA ABLOY Group is the global leader
in access solutions. Every day we help
people feel safe, secure and experience
a more open world.

ASSA ABLOY
Opening Solutions

ASSA ABLOY
Sicherheitstechnik GmbH
Bildstockstraße 20
72458 Albstadt
GERMANY
Tel. +49 7431 123-700
export.effeff@assaabloy.com
www.assaabloy.com/de